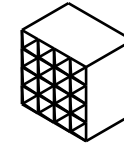


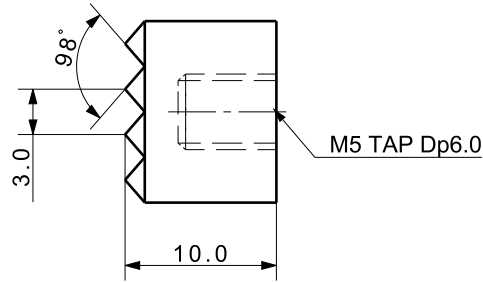
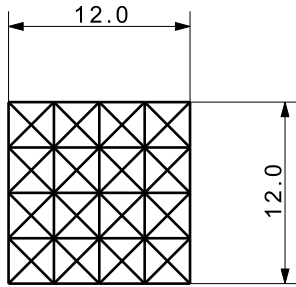
FILE NAME:

REVISIONS

ZONE	LTR	DESCRIPTION	DATE	APPROVED
------	-----	-------------	------	----------



Isometric view (1:1)



DET.NO	NAME	Q'TY	MAT'L	FINAL SIZES & PART No	REMARK
--------	------	------	-------	-----------------------	--------

UNLESS OTHERWISE SPECIFIED	SIGNATURES	MO-DA-YR
DIMENSIONS ARE IN MM	DRAWN	
ALL SURFACES 6.3S	CHECKED	
TOLERANCES	APPROVED	
ANGLE ±		
X. ±		
.X ± 0.15		
.XX ± 0.05		
FINISH	WORK ORDER NO	
HEAT TREAT		



TITLE
Tungsten Carbide

REF DWG NO.	DWG NO	
---	TCP-60	A4
SCALE	TOOL <input type="checkbox"/>	PART <input type="checkbox"/>
/	SHEET	OF