FILE NAME:

REVISIONS				
ZONE	LTR	DESCRIPTION	DATE	APPROVED

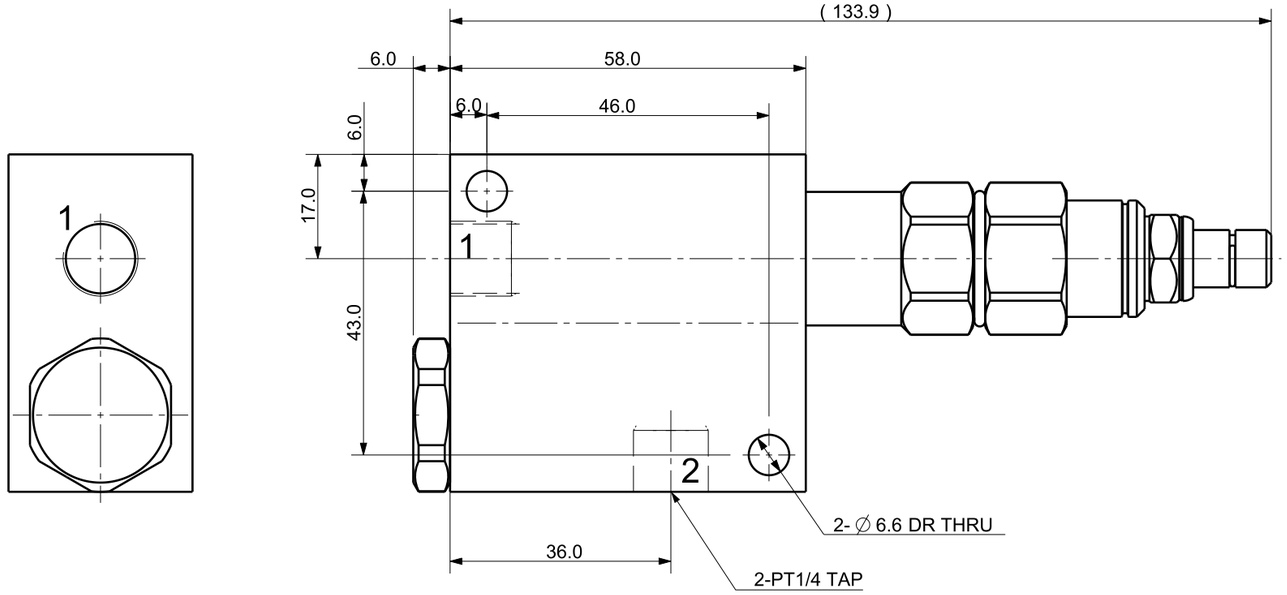

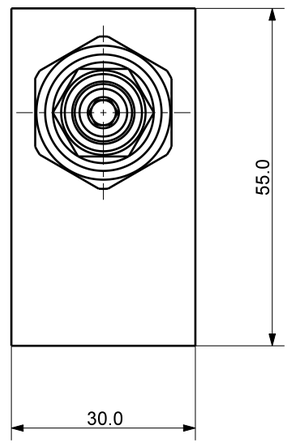

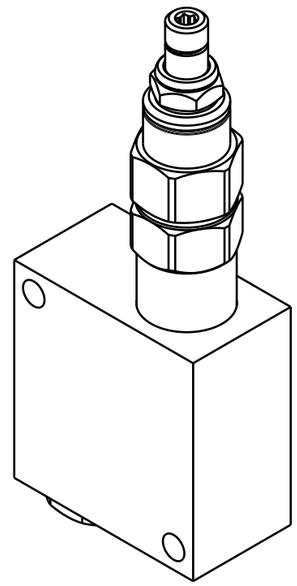

Isometric view (3:4)

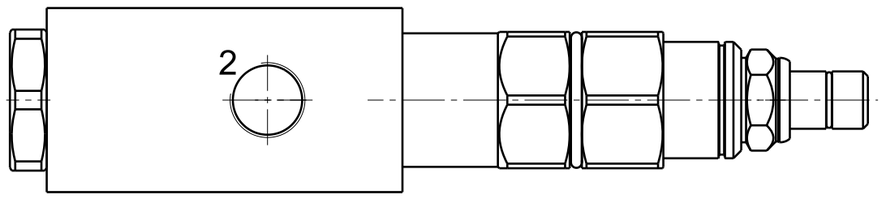

주 기)
사용압력 범위 : 35~210 Kgf/cm^2

DET.NO	NAME	Q'TY	MAT'L	FINAL SIZES & PART No	REMARK

UNLESS OTHERWISE SPECIFIED	SIGNATURES	MO-DA-YR
DIMENSIONS ARE IN MM	DRAWN JHB	12-29-14
ALL SURFACES 6.3S	CHECKED	
TOLERANCES	APPROVED	
ANGLE ±		
X. ±		
.X ± 0.15		
.XX ±		
FINISH BLOCK OXIDE	WORK ORDER NO	
HEAT TREAT HRC18~22		

KJF 케이제이에프(주)
TOTAL CLAMPING SYSTEMS

TITLE

SEQUENCE VALVE

REF DWG NO.	DWG NO	
---	SQV-1414A_-	A3
SCALE /	TOOL ☐ PART ☐	SHEET OF